

## Highlights

### Business Alignment

- Extends secure connectivity to Internet of Things (IoT) sensors for Smart Buildings while reducing risks from weak or insecure sensors
- Enforces role-based grouping of users, devices, and applications to deliver priority, QoS, and security in accordance with business needs for both wired and wireless devices
- Support for demanding voice/video/data applications to enhance mobile worker productivity and convenience
- Seamless roaming across an entire multi-subnet campus without the need for cumbersome client software
- Integrated management, security, and QoS features reduce operating cost and ensure a consistent user experience regardless of location

### Operational Efficiency

- Reuses existing cabling and Power over Ethernet (PoE) infrastructure, reducing costs while improving service
- Centralized visibility and control accelerates problem resolution, optimize network utilization, and automate management
- Adaptive architecture reduces complexity and optimizes information flow for each application
- Dynamic Radio Management when used for planning and monitoring ensures optimal spectrum coverage resulting in the best end-user quality of experience
- Flexible Client Access optimizes throughput for 802.11ac/n clients in today's mixed ac, n, and a/b/g client environments

### Flexible Management Options

- On premise, with hardware or virtual ExtremeWireless Appliance
- ExtremeCloud™ Cloud-Managed Networking Platform (future)



## ExtremeWireless™ 3912i Indoor Access Point

Enterprise-Grade, High-Performance, Easy Installation

### Product Overview

The AP3912 is a feature rich 802.11ac Wave 2 and 802.11abgn indoor access point that delivers enterprise-grade performance and security for small service areas such as residence halls, patient rooms, or conference rooms. Although simple to install, the AP3912 offers a range of connectivity options including three policy controllable wired LAN ports, 2.4/5G , and a wired pass-through port. It is also future proofed, with an integrated BTLE/802.15.4 (support for ZigBee, Thread and other higher level protocols) radio for extended connectivity to Internet of Things (IoT) sensors and devices.

The energy efficient AP3912 uses 802.3af Power over Ethernet (PoE) in normal operating mode. For deployments that require powering a wired device upstream such as an IPTV or VOIP phone, the AP3912 can optionally provide 802.3af power to a wired device when powered via 802.3at PoE+ by a downstream switch.

The AP3912 is built using the latest in technology, including 802.11ac Wave 2, dynamic radio management, spectrum analysis with interference classification, beamforming, multi-user MIMO, self-forming and self-healing meshing, security, role-based authentication, authorization, and access control to ensure consistent and secure connectivity to users and sensors. The 2x2:2 platform is capable of delivering up to 1.2 Gbps over-the-air-performance and up to 50,000 packets per second on the wired port with a unique flow-based architecture that provides consistent performance even when enforcing extensive Layer 7 (application-based) service requirements.

## ExtremeCloud Management

The AP3912 is cloud-ready out of the box and supports future secure connectivity to ExtremeCloud™, a single pane of glass for cloud managing both the wired and wireless components of your network. Zero touch provisioning that significantly reduces deployment time. Select models enabled for use with ExtremeCloud.

See the [ExtremeCloud Data Sheet](#) for details and ordering part numbers.

## Specifications

Product Features	AP 3912
<b>General</b>	
Fully-Featured Enterprise Class AP	✓
Number of Wi-Fi Radios	2
MIMO Implementation for High-Performance 11ac & 11n Throughputs	2x2
Number of Spatial Streams	2
Number of Simultaneous Users (MU-MIMO)	2
Maximum Throughput 2.4GHz Radio	300 Mbps
Maximum Throughput 5GHz Radio	867 Mbps
Maximum Throughput Per AP	1.166 Gbps
RFC2285 Wire/Wireless Forwarding Rate	50,000 pps
Number of SSIDs Supported Per Radio/Total	8/16
Simultaneous Users Per Radio/Total	240/480 Per AP
Simultaneous Voice calls(802.11b, G711, R>80)	30 or less
Mode of Operation	Semi-autonomous
Plug and Play Operation/Zero Touch Deployment	✓
Security and Standards	WPA, WPA2 (AES), 802.11i, 802.1x, IPSec, IKEv2, PKCS #10, X509 DER / PKCS #12, SSL
Internet of Things (IoT) Radio	Dual mode selectable (2.4 GHz with Co-Existence): Bluetooth Low Energy (BTLE) 4.1 - Single and Dual mode operation (Classic and Low Power Profiles 802.15.4 -2011)
<b>Multiple Operating Modes</b>	
Intelligent Thin AP	<b>Encryption, Security, QoS and RF Management Done On Ap</b>
Distributed and Centralized Data Paths Within Same SSID	✓
Application Based Distributed and Centralized Data Paths Within Same User / Device Session	✓
Simultaneous RF Monitoring and Client Services	✓
BYOD / Device Fingerprinting Visibility	✓
Application / Layer 7 Visibility and Control	✓
In-Channel WIDS	✓
In-Channel WIPS	✓
Dedicated Multi-Channel WIDS (Guardian Mode)	✓
Dedicated Multi-Channel WIPS (Guardian mode)	✓
Dedicated Multi-Channel RF Spectrum Analysis and Fingerprinting	✓
Locates Devices and Threats via RF Triangulation	✓
Self-Forming and Self-Healing Meshing	✓
Remote Access Point	✓

\* Actual available power would vary based on local regulatory requirement and actual channels used for operation

Product Features	AP 3912
Hardware-Based, End-to-End Data and Control Plane Encryption	✓
Private and Public Cloud Deployments	✓
SSL	✓
Policy Enforcement for Wired Clients (L2-L7 Access Control, QoS, Rate Limiting, and VLAN Containment)	✓
<b>Hybrid Operation</b>	
Security Scanning and Serve Clients On Same Radio	✓
Security Scanning and Spectrum Analysis On Same Radio	✓
Spectrum Analysis and Serve Clients On Same Radio	✓
Multi-Channel Dedicated Security Scanning and Spectrum Analysis	✓
<b>Max Antenna Gain (Integrated Antenna)</b>	
Radio 1 (5GHz)	6 dBi
Radio 2 (2.4GHz)	4 dBi
<b>Adaptive Radio Management</b>	
Dynamic Channel Control	802.11h: DFS and TPC support (ETSI)
Efficient Use of the Spectrum with A Multi-Channel Architecture	✓
Automatic Transmit Power and Channel Control	✓
Self-Healing with Coverage Gap Detection	✓
Band Steering with Multiple Steering Modes	✓
Spectrum Load Balancing of Clients	✓
Airtime Fairness	✓
Performance Protection In Congested Rf Environments	✓
Fast Transition Roaming (802.11k)	✓
Mitigates Co-Channel Interference with Coordinated Access	✓
Mitigates Adjacent Channel Interference with Optimized Receive Sensitivity	✓
Efficient Reuse of Channels At Shorter Intervals	✓
Mitigates Non 802.11 Interference Without Dedicated Radios	✓
Probe Suppression and Client Link Monitoring	✓
Management Frame Protection (802.11w)	✓
<b>Quality of Service</b>	
Quality of Service (WMM, 802.11e)	✓
Power Save (U-APSD)	✓
Fast Secure Roaming And Handover Between APs (802.11r)	✓
Pre-Authentication (Pre-Auth)	✓
Opportunistic Key Caching (OKC)	✓
Bonjour/Llmnr/UPNP Identification, Containment and Control	✓
Supports Voice, Video, and Data Using the Same SSID	✓
Prioritizes Voice Over Data for Both Tagged and Untagged Traffic	✓
Rate Limiting (Rule and User-Based)	✓
Rule and Role Based Qos Processing	✓
<b>Multicast Rate Control</b>	
Multicast to Unicast Conversion	✓
Adaptable Rate Multicast	✓
Power Save Mode Optimization for Multicast	✓

Product Features	AP 3912
<b>Wireless Services</b>	
Media Access Protocol	CSMA/CA with ACK
Data Rates	802.11a: 6, 9, 12, 18, 24, 36, 48, 54 Mbps 802.11b: 1, 2, 5.5, 11 Mbps 802.11g: 1, 2, 5.5, 6, 9, 11, 12, 18, 24, 36, 48, 54 Mbps 802.11n: Performance Table below 802.11ac: See 802.11ac Performance Table below Receiver Sensitivity 802.11a: -92DdBm @ 6Mbps -77DdBm @ 54Mbps 802.11g: -91DdBm @ 6Mbps -78DdBm @ 54Mbps 802.11n: See 802.11n Receiver Sensitivity Table below 802.11ac: See 802.11ac Receiver Sensitivity Table below
Frequency Bands	802.11ac/a/n: 5.15 to 5.25 GHz (FCC/IC/ETSI) 5.25 to 5.35 GHz (FCC/IC/ETSI)* 5.47 to 5.725 GHz (FCC/IC/ETSI)* 5.725 to 5.850 GHz (FCC/IC) 802.11b/g/n: 2.400 to 2.4720 GHz (FCC/IC) 2.400 to 2.4835 GHz (ETSI) *FCC/IC DFS certification in progress
Wireless Modulation	802.11ac: BPSK, QPSK, 16QAM, 64QAM, 256QAM with OFDM 802.11ac Packet Aggregation: A-MPDU, A-MSDU 802.11ac Very High-Throughput (VHT): VHT20/40/80 802.11ac Advanced Features: LDPC, STBC, Maximum Likelihood (ML) Detection 802.11n: BPSK, QPSK, 16QAM, 64QAM with OFDM 802.11n High-throughput (HT) support: HT 20/40 802.11n Packet aggregation: A-MPDU, A-MSDU 802.11n Advanced Features: LDPC, STBC and TxBF 802.11a: BPSK, QPSK, 16QAM, 64QAM with OFDM 802.11g: DSSS and OFDM 802.11b: DSSS
<b>Interfaces</b>	
Uplink (Backplate)	1x 10/100/1000 Mbps autosense Ethernet port
Client Ports	3 x 10/100/1000 Mbps autosense Ethernet ports - Port 1 is PSE - Provides 802.3af PoE/ Requires 802.3at power source 1 x 10/100/1000 Mbps Pass-through port (connectivity provided by backend switch)
<b>Mounting</b>	
Integrated Wall Mounting	✓
Single/Dual Gang (Junction) Box Installation	✓
<b>Environmental</b>	
Environmental	<b>Operating:</b> Temperature 0° C to +40° C (+32° F to +104° F) Humidity 0%-95% (noncondensing) <b>Storage:</b> Temperature -50° C to +70° C (-58° F to +158° F) <b>Transportation:</b> Temperature -50° C to +70° C (-58° F to +158° F)

Product Features	AP 3912
<b>Wireless and EMC</b>	
Compliance	<ul style="list-style-type: none"> <li>• FCC CFR 47 Part 15, Class B</li> <li>• ICES-003 Class B</li> <li>• FCC Subpart C 15.247</li> <li>• FCC Subpart E 15.407</li> <li>• RSS-210</li> <li>• EN 301 893</li> <li>• EN 300 328</li> <li>• EN 301 489 1 &amp; 17</li> <li>• EN50385</li> <li>• EN 55022 (CISPR 22)</li> <li>• EN 60601-1-2</li> <li>• AS/NZS4268 + CISPR22</li> </ul>
Safety	IEC 60950-1 EN 60950-1 UL 60950-1 CSA 22.2 No.60950-1-03 AS/NZS 60950.1
<b>Mechanical</b>	
Dimensions (Outer Diameter x Height)	4.9" W x 7.4" L x 1.0" H (12.5 x 18.8 x 2.6 cm)
Weight	0.454 Kg ( 1.0 lbs)
Power Consumption (RMS — Excludes PSE Load)	Max: 10 W Idle (radios ON): 4.2 W
Warranty	Limited Lifetime

## Ordering Information

Product Features	AP 3912
<b>Access Points</b>	
31025	WS-AP3912i-FCC (US, Puerto Rico, Colombia) Wall-plate Dual Radio 802.11ac/abgn, Wave 2, 2x2:2 MIMO indoor access point with four internal antenna array and an integrated BTLE/802.15.4 radio (Requires ExtremeWireless V10.21 or higher)
31026	WS-AP3912i-ROW (Verify country availability before ordering) Wall-plate Dual Radio 802.11ac/abgn Wave 2, 2x2:2 MIMO indoor access point with four internal antenna array and an integrated BTLE/802.15.4 radio (Requires ExtremeWireless V10.21 or higher)
<b>Mid-Span PoE Devices</b>	
PD-3501G-ENT	Single Port, 1 Gigabit, 802.3af PoE Midspan
PD-9001GR-ENT	Single Port, 1 Gigabit 802.3at PoE Midspan
<b>Accessories</b>	
30521	WS-MBI-WALL05 DESK MTG BRKT

# Data Rates

## 2.4 MHz Radio (802.11n)

Description	Data Streams	HT20		HT40	
		Normal GI	Short GI	Normal GI	Short GI
MCS0	1	6.5	7.2	13.5	15
MCS1	1	13	14.4	27	30
MCS2	1	19.5	21.7	40.5	45
MCS3	1	26	28.9	54	60
MCS4	1	39	43.3	81	90
MCS5	1	52	57.8	108	120
MCS6	1	58.5	65	121.5	135
MCS7	1	65	72.2	135	150
MCS8	2	13	14.4	27	30
MCS9	2	26	28.9	54	60
MCS10	2	39	43.3	81	90
MCS11	2	52	57.8	108	120
MCS12	2	78	86.7	162	180
MCS13	2	104	115.6	216	240
MCS14	2	117	130	243	270
MCS15	2	130	144.4	270	300

## 5.0 GHz Radio (802.11n/ac)

Description	Data Streams	HT20		HT40		HT80	
		Normal GI	Short GI	Normal GI	Short GI	Normal GI	Short GI
MCS0	1	6.5	7.2	13.5	15	29.3	32.5
MCS1	1	13	14.4	27	30	58.5	65
MCS2	1	19.5	21.7	40.5	45	87.8	97.5
MCS3	1	26	28.9	54	60	117	130
MCS4	1	39	43.3	81	90	175.5	195
MCS5	1	52	57.8	108	120	234	260
MCS6	1	58.5	65	121.5	135	263.3	292.5
MCS7	1	65	72.2	135	150	292.5	325
MCS8	1	78	86.7	162	180	351	390
MCS9	1	N/A	N/A	180	200	390	433.3
<hr/>							
MCS0	2	13	14.4	27	30	58.5	65
MCS1	2	26	28.9	54	60	117	130
MCS2	2	39	43.3	81	90	175.5	195
MCS3	2	52	57.8	108	120	234	260
MCS4	2	78	86.7	162	180	351	390
MCS5	2	104	115.6	216	240	468	520
MCS6	2	117	130	243	270	526.5	585
MCS7	2	130	144.4	270	300	585	650
MCS8	2	156	173.3	324	360	702	780
MCS9	2	N/A	N/A	360	400	780	866.7

# Receiver Sensitivity

## 2.4 GHz Wi-Fi Radio, 11g

Receiver Sensitivity at Antenna Connector	Typical Sensitivity at each RF chain. Frame (1000-byte PDUs) Error Rate <10% at room Temp. 25° C (802.11g: IEEE Std 802.11g/D8.2-Apr 2003 Part 11 Paragraph 19.5.1)	
	6Mbps	-91 dBm
	9Mbps	-91 dBm
	12Mbps	-90 dBm
	18Mbps	-88 dBm
	24Mbps	-86 dBm
	36Mbps	-83 dBm
	48Mbps	-82 dBm
	54Mbps	-78 dBm

## 2.4 GHz Wi-Fi Radio, 11n

Receiver Sensitivity at Antenna Connector	Typical Sensitivity at each RF chain. Frame (1000-byte PDUs) Error Rate <10% at room Temp. 25° C (should comply to 802.11n: IEEE P802.11n-Sep 2009 Table 20.22)		
	Rate	20 MHz (dBm)	40 MHz (dBm)
	(MCS0)	-92	-91
	(MCS1)	-91	-89
	(MCS2)	-90	-88
	(MCS3)	-87	-85
	(MCS4)	-84	-82
	(MCS5)	-80	-78
	(MCS6)	-77	-75
	(MCS7)	-75	-73
	(MCS8)	-89	-88
	(MCS9)	-88	-86
	(MCS10)	-87	-85
	(MCS11)	-84	-82
	(MCS12)	-81	-79
	(MCS13)	-77	-75
	(MCS14)	-74	-72
	(MCS15)	-72	-70

## 5.0 GHz Radio, 11ac

Receiver Sensitivity at Antenna Connector	Typical Sensitivity at each RF chain. Frame (1000-byte PDUs) Error Rate <10% at room Temp. 25° C (should comply to 802.11ac)			
	Rate	20 MHz (dBm)	40 MHz (dBm)	80 MHz (dBm)
	(MCS0, 1)	-91	-89	-87
	(MCS1, 1)	-90	-87	-84
	(MCS2, 1)	-88	-85	-81
	(MCS3, 1)	-84	-81	-78
	(MCS4, 1)	-83	-80	-75
	(MCS5, 1)	-77	-75	-72
	(MCS6, 1)	-74	-72	-69
	(MCS7, 1)	-71	-69	-66
	(MCS8, 1)	-68	-66	-63
	(MCS9, 1)	N/A	-63	-60
	(MCS0, 2)	-88	-86	-84
	(MCS1, 2)	-87	-84	-81
	(MCS2, 2)	-85	-82	-78
	(MCS3, 2)	-81	-78	-75
	(MCS4, 2)	-77	-75	-72
	(MCS5, 2)	-74	-72	-69
	(MCS6, 2)	-71	-69	-66
	(MCS7, 2)	-68	-66	-63
	(MCS8, 2)	-65	-63	-60
	(MCS9, 2)	N/A	-60	-57

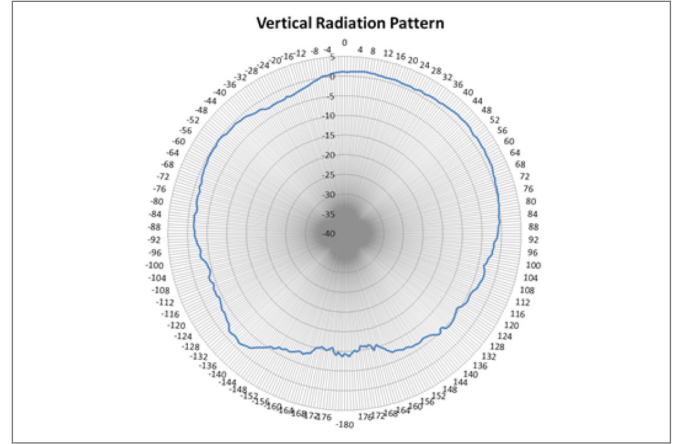
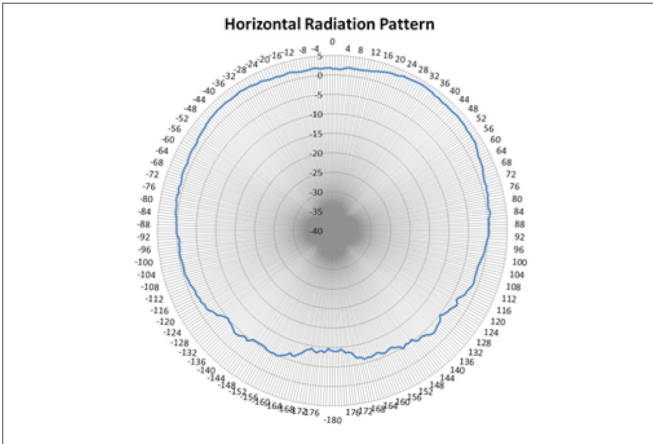
## 5.0 GHz Radio, 11a

Receiver Sensitivity at Antenna Connector	Typical Sensitivity (dBm) at each RF chain. Frame (1000-byte PDUs) Error Rate <10% at room Temp. 25° C (should comply to 802.11a: IEEE Std 802.11a-1999 Part 11 Paragraph 17.3.10.1)	
	6Mbps	-90
	9Mbps	-90
	12Mbps	-89
	18Mbps	-87
	24Mbps	-85
	36Mbps	-82
	48Mbps	-79
	54Mbps	-77

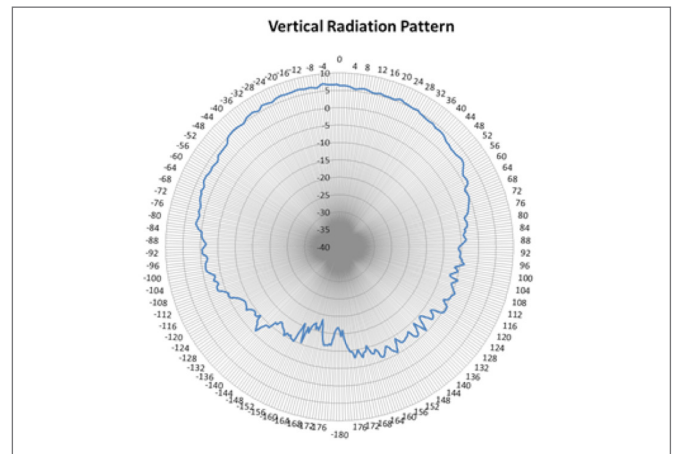
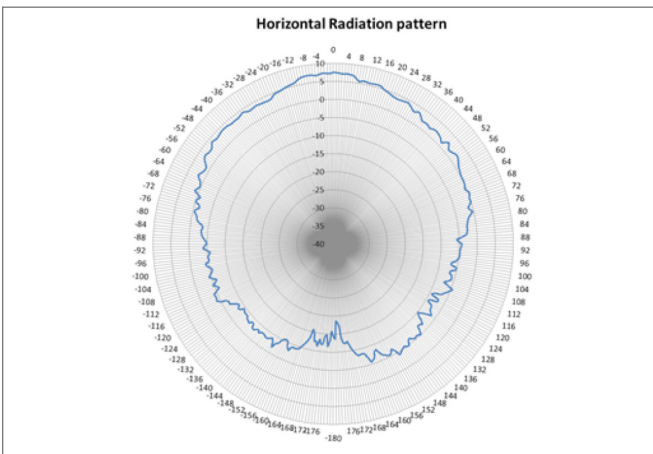
# IoT Radio Sensitivity

Typical Receiver Sensitivity	dBm
Bluetooth Low Energy	-90
802.15.4	-100

## 3912i Antenna Radiation Patterns – 2.4GHz



## 3912i Antenna Radiation Patterns – 5.0GHz



## Warranty

As a customer-centric company, Extreme Networks is committed to providing quality products and solutions. In the event that one of our products fails due to a defect, we have developed a comprehensive warranty that protects you and provides a simple way to get your products repaired or media replaced as soon as possible.

For full warranty terms and conditions please go to: [support.extremenetworks.com](http://support.extremenetworks.com)

## Service and Support

Extreme Networks provides comprehensive service offerings that range from Professional Services to design, deploy and optimization of customer networks, customized technical training, to service and support tailored to individual customer needs.

Please contact your Extreme Networks account executive for more information about Extreme Networks Service and Support.



<http://www.extremenetworks.com/contact>

©2020 Extreme Networks, Inc. All rights reserved. Extreme Networks and the Extreme Networks logo are trademarks or registered trademarks of Extreme Networks, Inc. in the United States and/or other countries. All other names are the property of their respective owners. For additional information on Extreme Networks Trademarks please see <http://www.extremenetworks.com/company/legal/trademarks>. Specifications and product availability are subject to change without notice. 11129-0320-23